

TOYBOX



MANITOBA



**Graphics
2019 - 2025**

Artwork by: the TOYBOX Graphics Team

Arranged by: Herlinda Dalayoon

**Graphics
2019 - 2025**



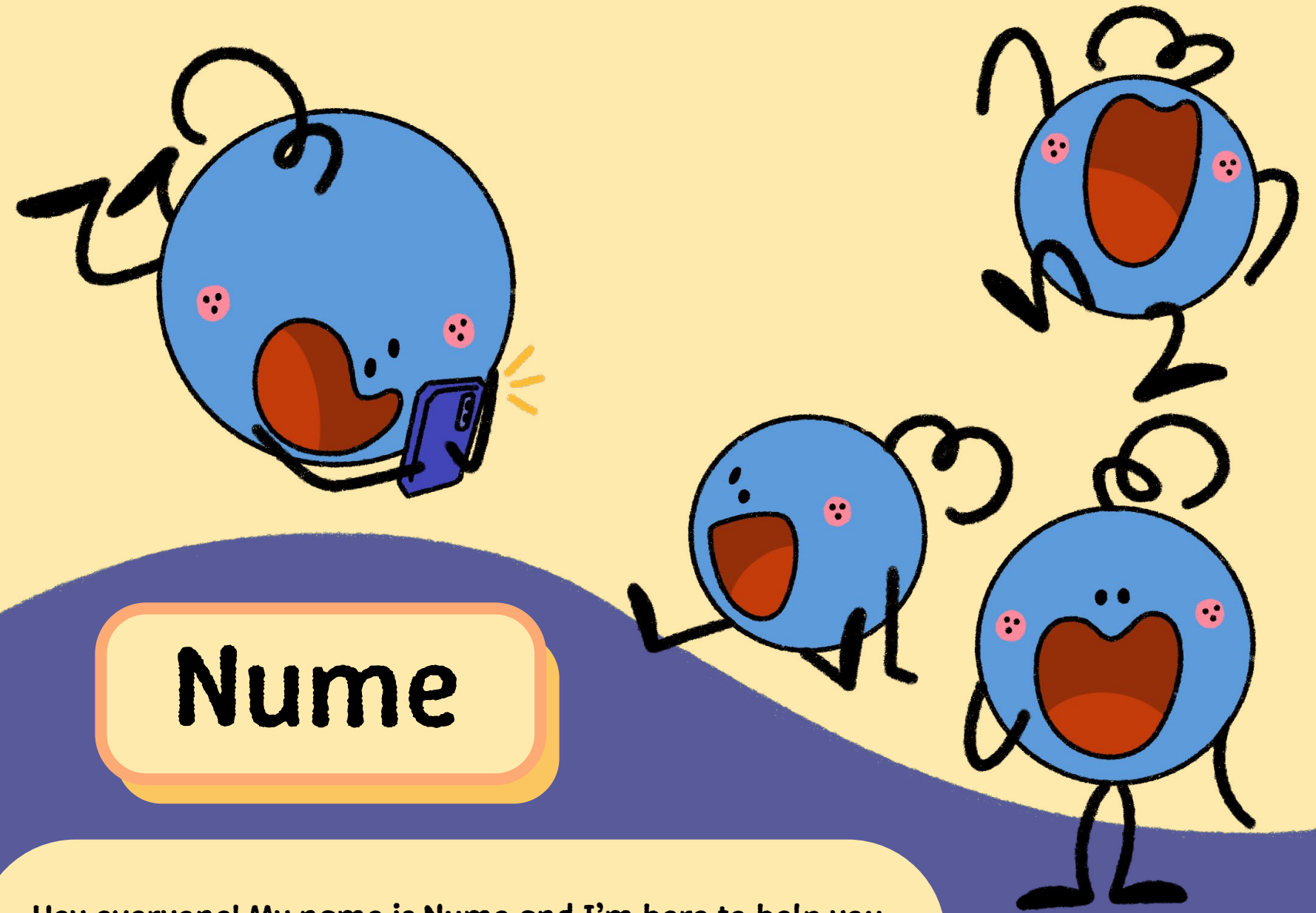
What is ToyBox?


ToyBox is a set of free, playful, evidence-based letters, numbers and wellness activities for caregivers and educators with children aged 2-to-8 years. The activities have been developed by community members to support learning and wellness, to allow children a solid foundation.



Nume

Hey everyone! My name is Nume and I'm here to help you learn numbers, to add, subtract, multiply, or divide. Let's work together to grow your numeracy skills!





Litty

Hi there! My name is Litty and I'm here to help you learn the alphabet, sound out letters, write sentences, and read! I can't wait to go on a literacy learning journey together!



Welly

Hello! My name is Welly, and I'm here to help develop skills around physical, mental, and emotional wellbeing. We can work together when you're feeling down or just need some motivation!


TOYBOX

Original


TOYBOX

Current (2022)


2019



2020



2021



2022



2023




Now!

Character
Evolution
(2019 - 2015)

TOYBOX Strategy (2020)



LITERACY #1 First, Next, Last...
How does the story go?



Beginner: Tell a story using two pictures (by drawing them, using books/magazines, or looking online). Ask which image should be first, and which comes next.

[Tip]: Encourage your child to use words like “first” and “next” in their stories.

Intermediate: Show your child three pictures that tell a story in a mixed up order. Ask your child to show which picture should be first, next, and last.

[Tip]: Encourage your child to use words like, “first, next, and last.”

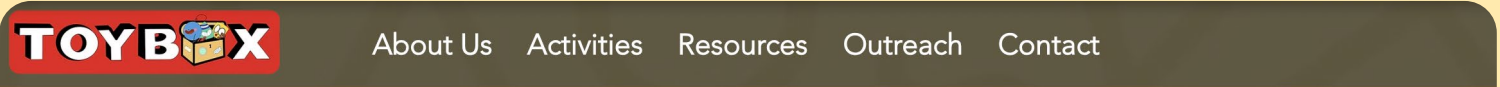
Experienced: Show your child five pictures that tell a story in a mixed up order. See if your child can order the pictures in a way that makes sense.

[Tip]: Encourage your child to use words like, “first, next, then, after, and last.”

Why? Understanding the order of events builds skills for reading and writing.

©ToyBox Manitoba, 2020

TOYBOX Strategy - Website (2025)



Bubble Blast

Make Some Bubbles!

Beginner

Have fun talking about bubbles as you blow them.

Tip: Talk about how bubbles are wet, slimy, curvy, big, small, circle-shaped. Talk about how bubbles move, drift, float, fly, dive, dance, dip, pop, crash, splash, and break.

Intermediate

Through bubble play, talk about different ways to make bubbles.

Tip: What makes the best bubbles? Blowing them yourself, waving the bubble wand, or is the wind strong enough?

Experienced

Experiment with different bubble wands and techniques.

Tip: Does the shape of the bubble wand create different sized bubbles? Use household items to create your own bubble wand (pipe cleaner, container lid, soft plastic drink bottles cut with the help of an adult).









Why is this important?

Talking about bubble play helps develop children's vocabulary, science literacy, and fine motor skills.


References: Ashbook, P. (2016). Blowing bubbles. Science and Children, 53, 22-23....

Read more

TOYBOX Strategy Graphics (2019 -2025)




Indigenous Strategies (2021-2022)



Playing Cards (2022)



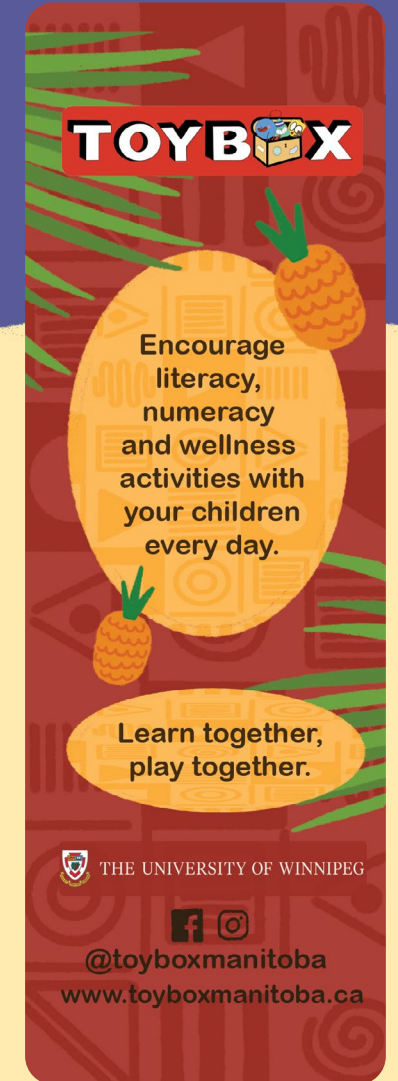

Placemats (2022)



Colouring Pages (2023)



Bookmarks (2024)

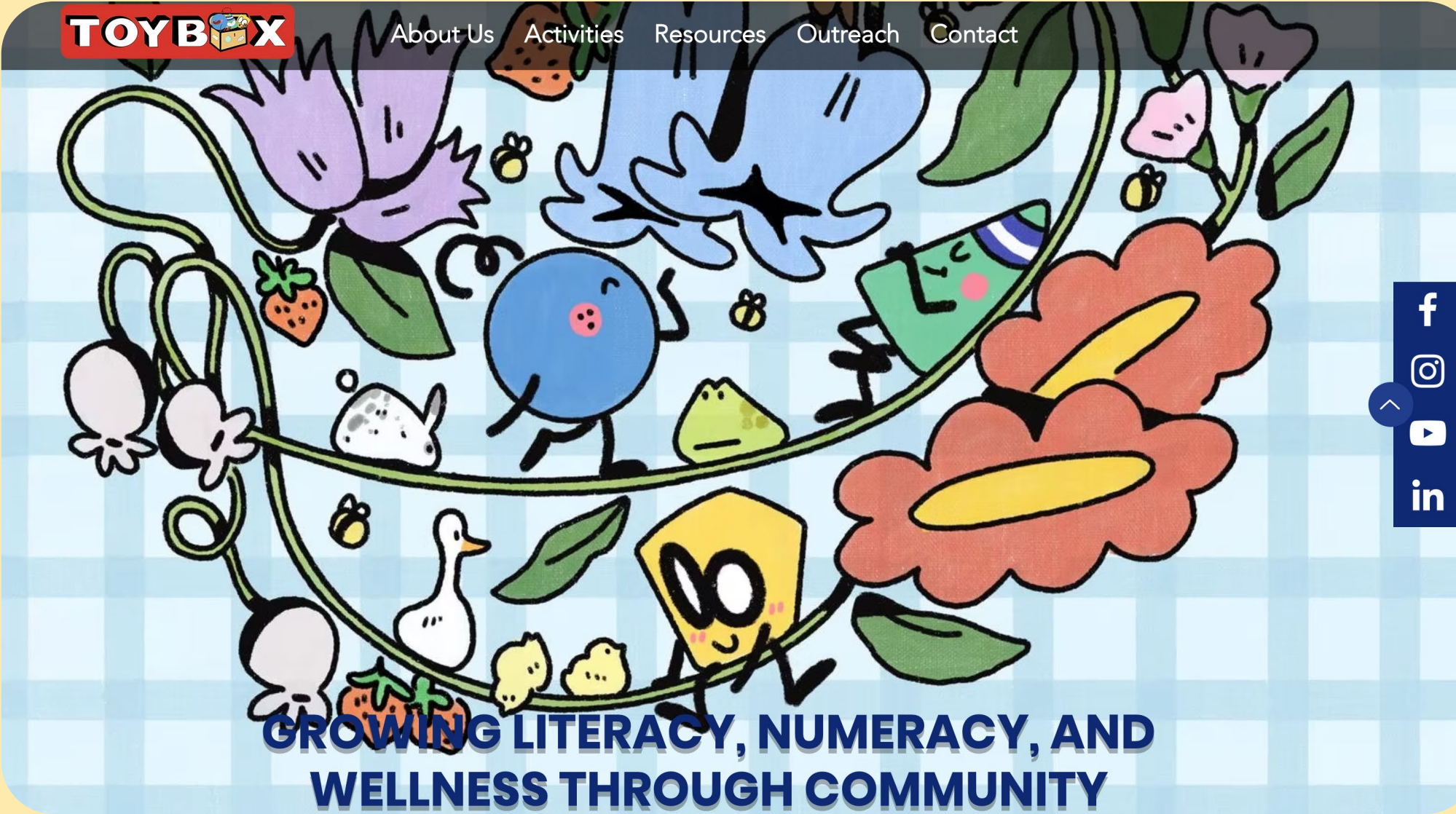


Graduation Shirts (2024)


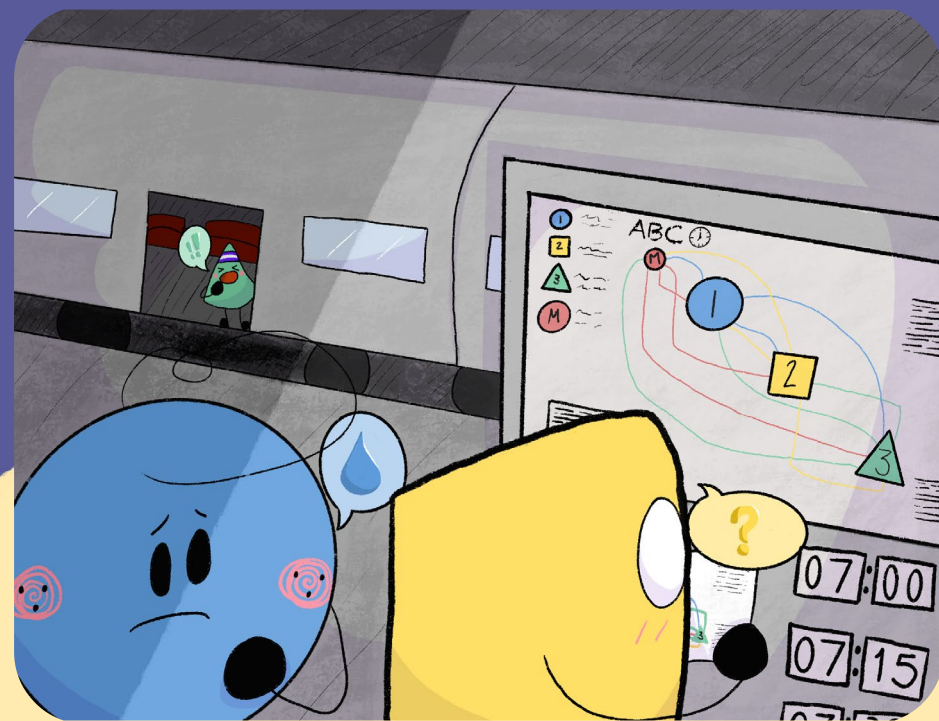


TOYBOX Shirts (2019 - 2024)

TOYBOX Website (Present)



TOYBOX Intern Spotlight (2024-2025)



The TOYBOX Graphics Team (2019 - 2025)



